

**HOLZ &
VECTOR**

WOOD WINDOWS · DOORS · SHUTTERS

Crafted in Romania. *Trusted across France.*

A Romanian manufacturer of premium wooden joinery for heritage architecture and restoration — engineered with industrial CNC precision.

ESTABLISHED
2007

COMPANY
PRESENTATION

HOLZ-
VECTOR.RO



WHO WE ARE

Master joiners in solid and laminated wood, since 2007.

Holz & Vector is a Romanian factory dedicated to the manufacture of high-grade wooden joinery — **windows, exterior and interior doors, and shutters** — for residential, heritage and export projects.

We unite the discipline of traditional cabinetmaking with the consistency of a modern CNC production line, delivering joinery that meets the exacting standards of historic restoration.

2007
FOUNDED

CNC
AUTOMATED LINE

1 FTL
WEEKLY TO FRANCE

HOLZ & VECTOR



01 — COMPANY

HERITAGE & RESTORATION

Proven on France's most demanding restorations.

For years our factory has produced wooden joinery for the restoration of historic buildings across *France* — Haussmann apartments, carved stone facades, brick villas, listed schools and protected residences.

Every window, door and shutter is reproduced to match the original profiles, proportions and detailing — so new joinery is indistinguishable from the heritage it restores.



SELECTED WORK · FRANCE

A record written in restored facades.

Windows, exterior doors and shutters
manufactured for restoration sites across
France.



WHAT WE MAKE

A complete range of wooden joinery.



01

Windows

Straight and arched windows in solid and laminated wood, matched to original profiles.



02

Exterior doors


Entrance doors with fanlights and arched tops, profiled and panelled to specification.



03

Interior doors

Panelled interior doors and frames, finished to a furniture-grade standard.




04

Shutters · Volets

Exterior wooden shutters with traditional ironmongery for heritage facades.

Three engineered profiles in laminated wood.



01

ECO 68

PROFILE 68 MM · WOOD OR ALUMINIUM DRIP

- Frame & sash 68 mm, mortise-and-tenon joints
- Insulated glazing 24–26 mm
- Warm-Edge spacer + Argon fill
- Drip cap in wood or coloured aluminium

EFFICIENT & VERSATILE



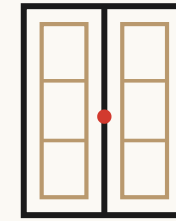
02

PREMIUM 92

PROFILE 92 MM · ALUMINIUM DRIP

- Frame & sash 92 mm, mortise-and-tenon joints
- Insulated glazing 36–38 mm
- Warm-Edge spacer + Argon fill
- Thermal performance from $U_w 0.80 \text{ W/m}^2\text{K}$

MAXIMUM THERMAL PERFORMANCE



03

GURA DE LUP

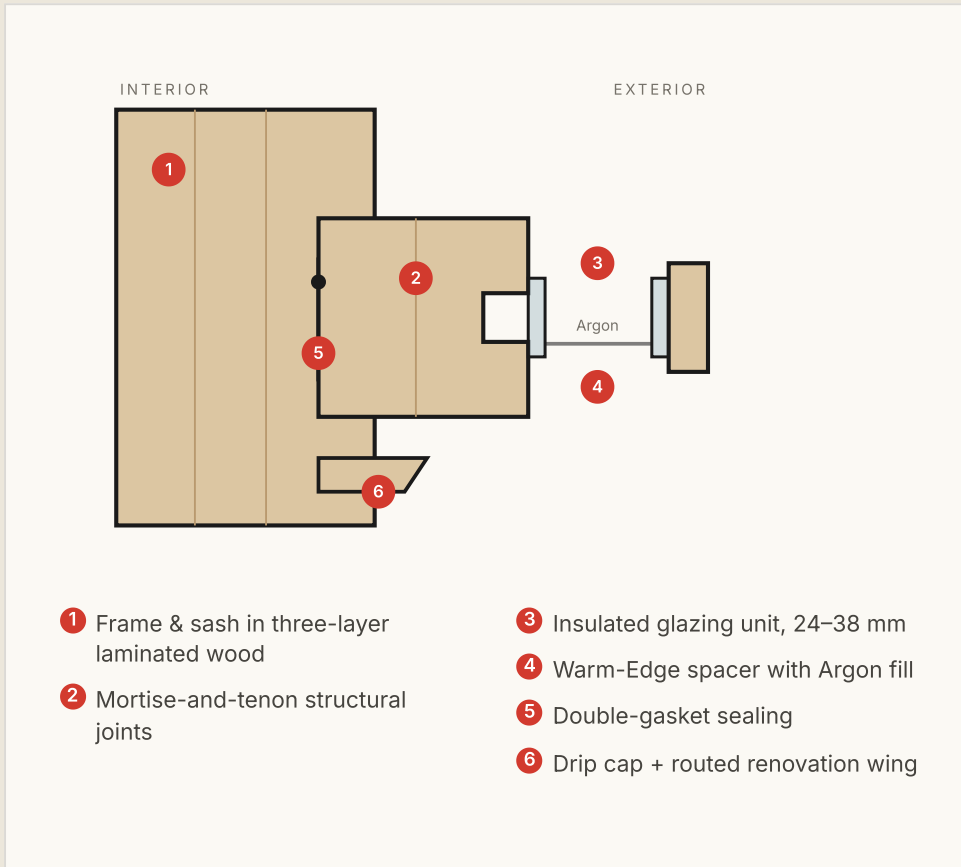
FRENCH STYLE · FRAME 84/58 MM

- Traditional French joinery, mortise-and-tenon
- Central espagnolette (cremone) locking
- Simultaneous operation of both casements
- Insulated glazing 24–28 mm, rounded wood drip

HERITAGE FRENCH WINDOWS

Every system shares: **three-layer laminated wood** · double-gasket sealing · silicone glazing seal in multiple colours · routed channels for foam fixing and a renovation wing · made-to-order profiling, glazing bars (sprosse) and central posts.

Built into every section.



- Thermal performance · PREMIUM 92

COEFFICIENT	SOFTWOOD	HARDWOOD
U_f — frame	1.0	1.3
U_g — glazing	0.6	0.6
Ψ_g — edge	0.04	0.04
U_w — window	0.80	1.00

Values in W/m^2K · glazing 36–38 mm, Warm-Edge + Argon.

- Finishing & fitting options

- **Profiling** — standard line or bespoke profiles on request
- **Glazing bars (sprosse)** — applied, aluminium, or Warm-Edge bar in white, grey or black
- **Central post & configurations** — single, double and fixed lights
- **Mounting** — 7 systems for new openings and renovation into existing frames



INDUSTRIAL CAPACITY

Not a router — a complete industrial line.

Our facility is equipped with a fully automated CNC line for the manufacture of wooden windows and doors: **Working Process** — **LOGOS LIFE EVO series, model 3455 IMML L**, with integrated sawdust and dust extraction through large-section metal ducting built into the line.

THE MACHINE

LOGOS LIFE EVO 3455 IMML L

A high-end industrial line that takes the workshop from semi-manual work to repeatable, scalable, precision CNC production.

- What the line produces

- Straight and arched windows, frames and sashes
- Profiled elements, mouldings and flutings
- Seats and recesses for hardware & ironmongery
- Tenons, mortises and structural joints
- Multi-face machining in a single setup

- Integrated extraction

- Sawdust & dust aspiration / filtration plant
- Large-section metal ducting integrated with the line
- Cleaner, safer production environment
- Continuous, uninterrupted machining cycles
- Driven by production software for full traceability

MANUFACTURER	SERIES	MODEL	EXTRACTION
Working Process	Logos Life Evo	3455 IMML L	Integrated

WHY IT MATTERS

From semi-manual craft to repeatable precision.

<p>01</p> <h2>Exact joints</h2> <p>Outstanding precision in joints, milling and profiling, every time.</p>	<p>02</p> <h2>Repeatability</h2> <p>Each piece comes out identical — true series production.</p>	<p>03</p> <h2>High capacity</h2> <p>Significant output for large residential and restoration orders.</p>
<p>04</p> <h2>Special shapes</h2> <p>Flexibility for curved and arched forms, not only straight runs.</p>	<p>05</p> <h2>Software-driven</h2> <p>Integrated with production software for control and traceability.</p>	<p>06</p> <h2>Fewer errors</h2> <p>Automation removes the variability of manual handling.</p>

The result: premium-quality laminated-wood windows and doors, produced consistently and at scale.



QUALITY & PRECISION

Premium joinery, down to the millimetre.

We work in solid and **laminated (stratified) wood** for dimensional stability — the right foundation for windows and doors that stay true for decades.

CNC-controlled joints, profiling and hardware seats are executed to consistent tolerances, then finished by experienced joiners. The outcome is joinery worthy of premium villas, residential projects and protected heritage.

LOGISTICS

One full truck to France. Every week.

A dedicated full truckload (FTL) leaves the factory for France every week, carrying our production directly to project sites.

This regular, predictable channel gives architects and contractors reliable lead times — a logistics rhythm built around the demands of live restoration schedules.

1 FTL → FR
PER WEEK DIRECT TO SITE



HOLZ & VECTOR

LET'S BUILD WHAT LASTS

Wooden joinery, crafted to
outlast generations.

PHONE

+40 745 128 200

EMAIL

office@holz-vector.ro

WEB

www.holz-vector.ro

FACTORY

DN1 km 489, Florești